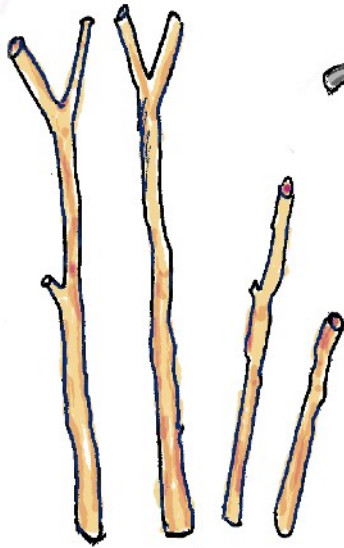


# BUILD YOUR OWN TIPPY TAP


tippytap.org



2m forked sticks x2  
1m straight sticks x2



Tools to dig

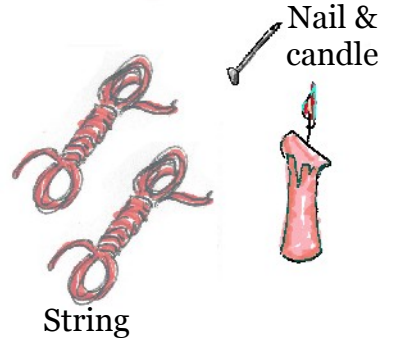


Water container

Gravel



Soap



Nail & candle

String



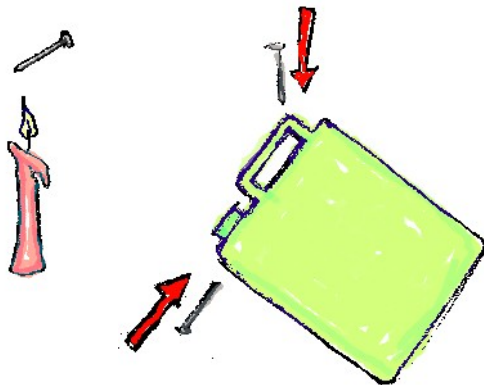
1. Dig two holes 18in deep and about 2ft apart



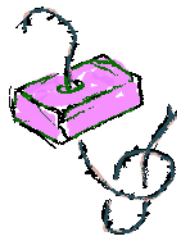
2. Place the forked sticks, ensure they are level



3. Fill holes with soil & rocks, and pack tightly



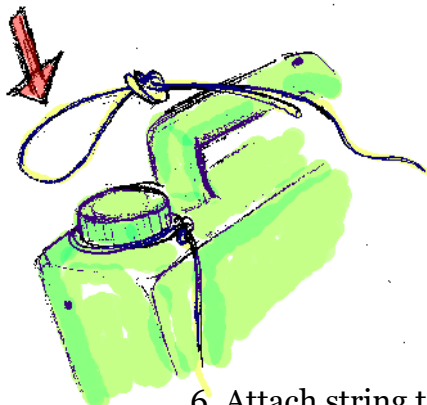
3. Heat the nail and make holes in the water container



4. Make a hole in the soap and thread string





5. Hang container & soap and fill with water



6. Attach string to water container

7. And to foot lever stick



8. Use gravel as basin to capture water